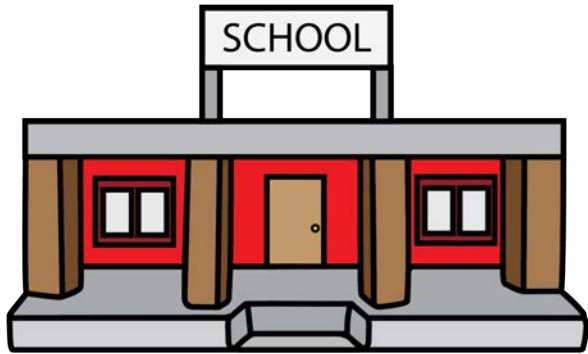


Table of Contents (and how to assemble)

Attendance check-in Print, laminate and cut apart. Display "who is here" and "present" "absent" visuals on the white board or bulletin board. Add student names or photos in the editable file for students to manipulate.	2-6
Posters (greeting exchanges) Print, laminate and put on display!	7-12
Posters (greeting) Print, laminate and put on display!	13-18
Choice Boards Print, laminate and implement!	19-21
Greeting Choice Activities Spinner: Print, laminate and cut out circle. Insert spinner piece or paperclip to the center of the circle. Pocket dice: Print, laminate and cut apart. Insert choices into the pocket dice.	22-25
Binder Choose if you will be using Velcro choice pages or print and point pages. Print the chosen pages and laminate. If using Velcro choice pages, cut apart and attach to choice board with Velcro.	26-44

Attendance Check-in

**Who Is Here
Today?**



present



absent


Student name templates

--

--

--

Student photo templates





Posters

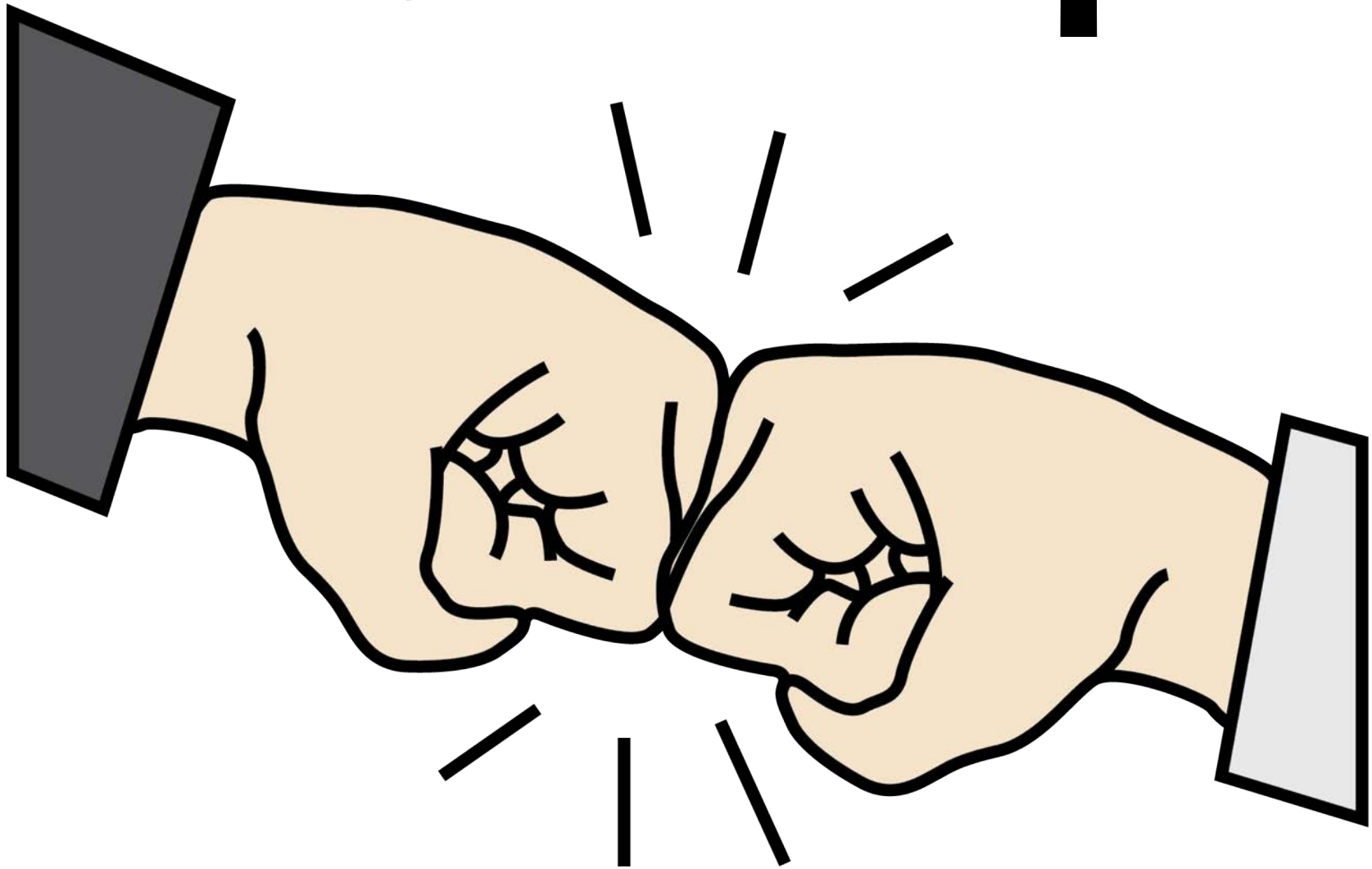
(greeting exchanges)

Say It


HELLO!



Fist Bump



Wave



High Five




Handshake




Posters (greetings)

Say It




Fist Bump




Wave



High Five




Handshake




Choice boards

Pick a Greeting

say it




fist bump



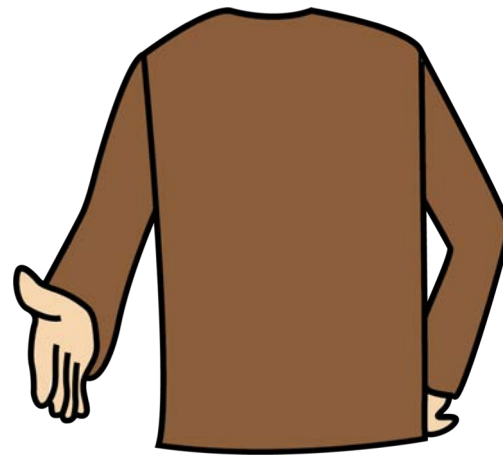
wave



high five




handshake

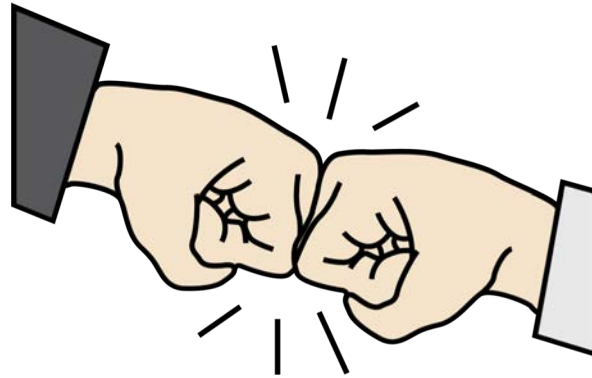


Pick a Greeting


say it



fist bump




wave



high five

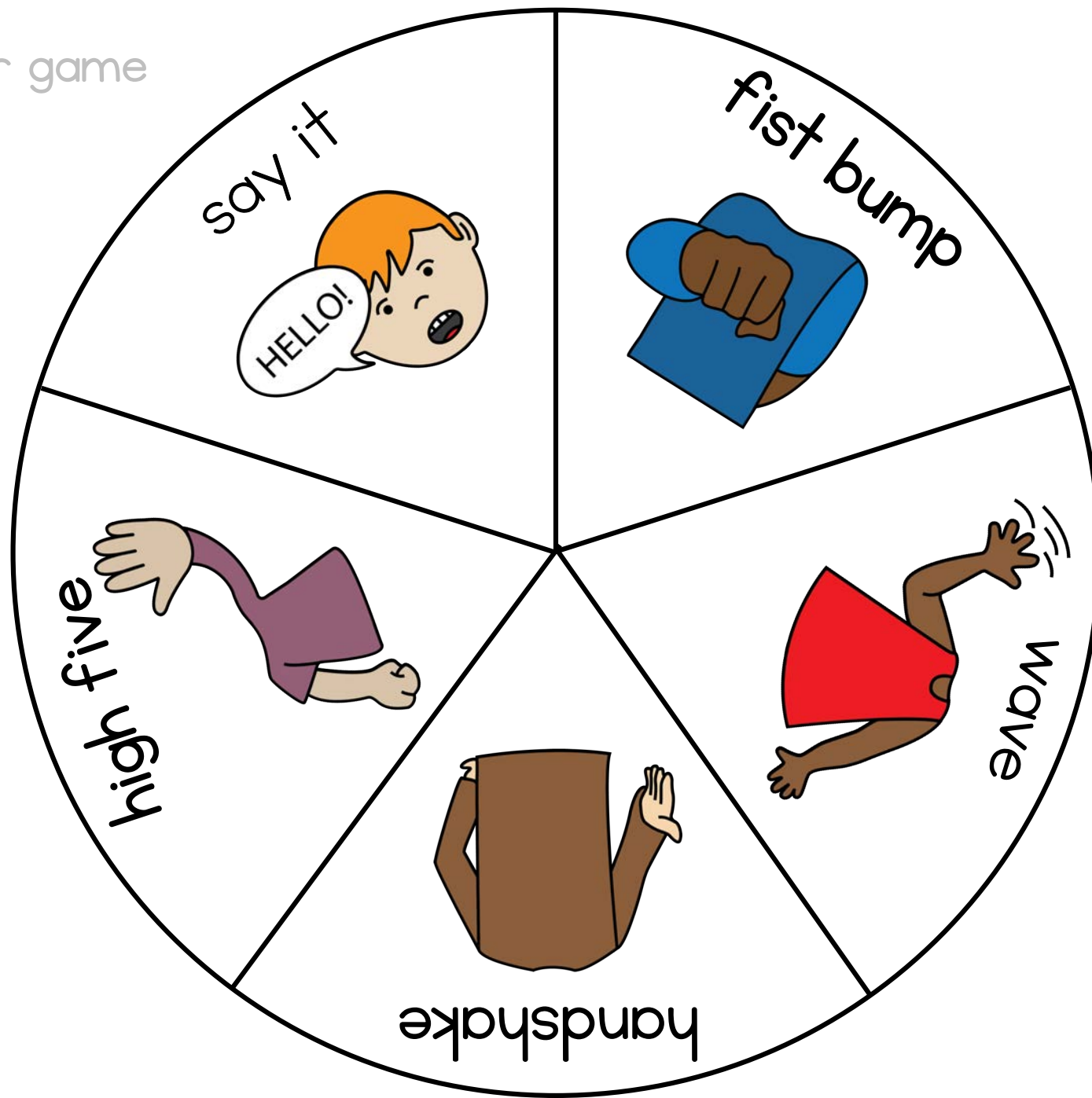


handshake




**Greeting
choice
activities**

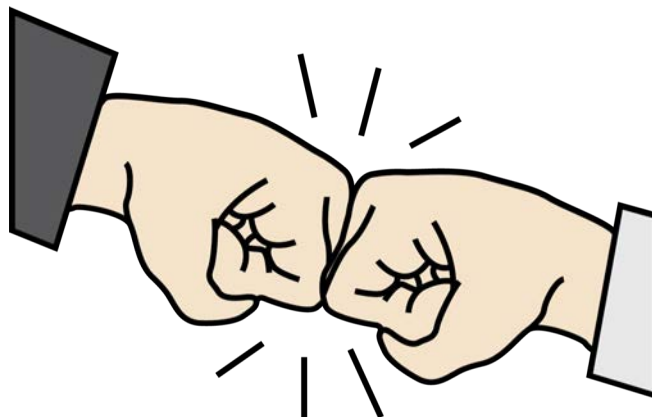
Spinner game



say it



fist bump



wave



handshake



Pocket dice choices

high five



teachers
choice






Pocket dice choices




BINDER

Morning Meeting Binder




**What Is
Your Name?**

My Name Is

A large, empty white rectangular box with a thin black border, positioned below the text "My Name Is". It is intended for a child to write their name in.

How Do You Feel?


happy



sleepy




hungry



thirsty



angry




sad



How Do You Feel?

Laminate, cut apart and attach to choice board with velcro


happy



sleepy




hungry



thirsty



angry



sad




I feel

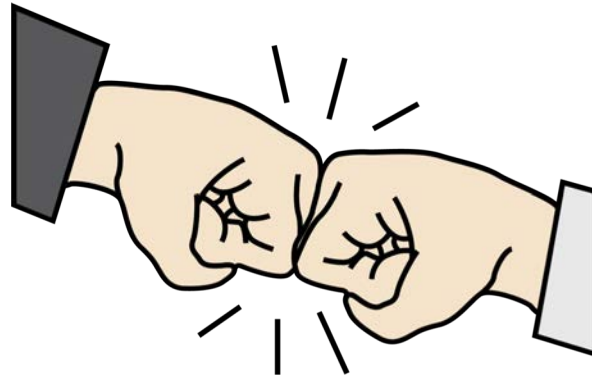


What Greeting Do You Want From Me?


say it



fist bump



wave



high five



handshake




What Greeting Do You Want From Me?

--	--	--

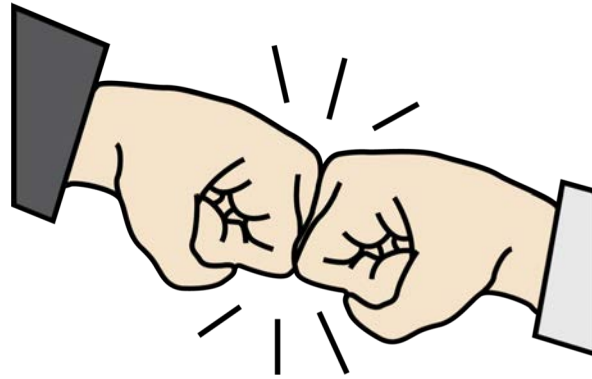
--	--	--	--

Laminate, cut apart and attach to choice board with velcro


say it



fist bump



wave



high five



handshake



I want



Who Would You Like To Greet?

Laminate, cut apart and attach to choice board with velcro

say it

fist bump


wave

hug

high five

handshake

I choose




What Activity Would You Like To Start Your Day?

run




bounce on ball



jump



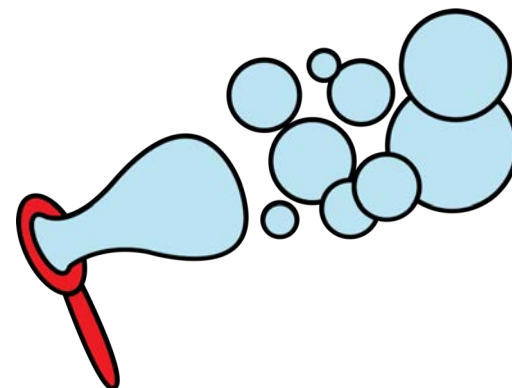
spin



swing



blow bubbles




What Activity Would You Like To Start Your Day?

Laminate, cut apart and attach to choice board with velcro

run




bounce on ball



jump



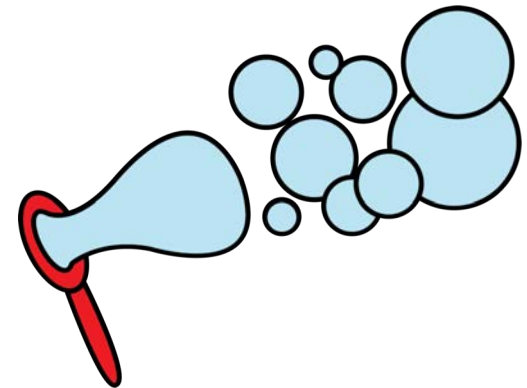
spin



swing



blow bubbles



I want to

